

Quad RS-485/422 Receivers with IEC ESD and EFT

PRODUCTS

MxL83411	10Mbps	Global Enable
MxL83433*	32Mbps	Global Enable
MxL83434*	32Mbps	Paired Enable

OVERVIEW

Supply Voltage Range	3.3V to 5V
Operating Temperature	-40°C to +125°C
Packages	SOIC, TSSOP

PERFORMANCE

Data Rate	10-32Mbps
EFT (IEC 61000-4-4)	±4kV
ESD Contact (IEC 61000-4-2)	±12kV
ESD HBM	±15kV

FEATURES


- Meets or exceeds TIA/EIA-485A Standard requirements
- Up to ±4kV Electrical Fast Transient protection
- Up to ±12kV Contact ESD
- Low channel-channel skew
- Failsafe protection for OPEN bus condition
- Extended operational common-mode range up to ±15V
- Extended operating temperature of -40°C to 125°C

BENEFITS

- ±4kV EFT tolerance protects systems from fast transients caused by relays and supply disconnects
- Low channel-channel skew ensures balanced transmission across channels
- Extended operating range of -40°C to 125°C for operation in harsh environments

APPLICATIONS

- Motor Drives
- Wireless Infrastructure
- Factory Automation



Product Description

The MxL834xx family of quad RS-485 receivers are specifically designed to support up to 32Mbps communication in harsh industrial environments. The bus pins are designed to tolerate high levels of IEC electrical fast transients (EFT) and IEC electrostatic discharge (ESD).

A wide range of product options includes group and paired enables, SOIC and TSSOP packages, 10Mbps, and 32Mbps speeds, and various protection levels. This broad portfolio provides users with a selection of products that are optimized for use across many different applications ranging from servo motor encoders to wireless infrastructure to industrial process control.

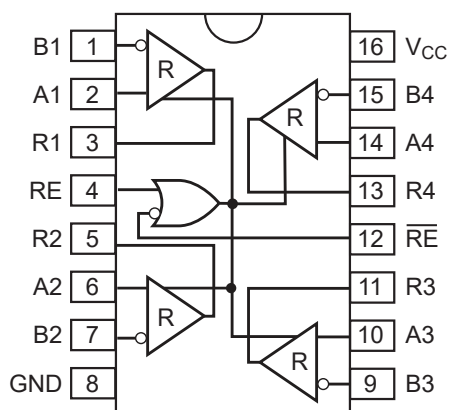
The combination of integrated EFT and ESD protection in small packages makes these products ideally suited for space-constrained applications that require robust, high performance communication.

*Preliminary

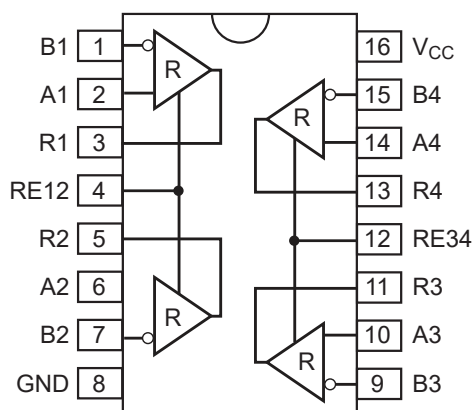
Product Information

Ordering Part Number	Data Rate (Mbps)	Enable	Common Mode	Contact Discharge ESD	EFT	Packages	Temperature
MXL83411E-ADA-R	10	Global	-7 to +12V	±8kV	±2kV	SOIC-16	-40°C to +125°C
MXL83411I-ADA-R	10	Global	-7 to +12V	±8kV	±2kV	SOIC-16	-40°C to +85°C
MXL83411E-AGA-R	10	Global	-7 to +12V	±8kV	±2kV	TSSOP-16	-40°C to +125°C
MXL83411I-AGA-R	10	Global	-7 to +12V	±8kV	±2kV	TSSOP-16	-40°C to +85°C
MXL83433E-ADA-R*	32	Global	±15V	±12kV	±4kV	SOIC-16	-40°C to +125°C
MXL83433I-ADA-R*	32	Global	±15V	±12kV	±4kV	SOIC-16	-40°C to +85°C
MXL83433E-AGA-R*	32	Global	±15V	±12kV	±4kV	TSSOP-16	-40°C to +125°C
MXL83433I-AGA-R*	32	Global	±15V	±12kV	±4kV	TSSOP-16	-40°C to +85°C
MXL83434E-ADA-R*	32	Paired	±15V	±12kV	±4kV	SOIC-16	-40°C to +125°C
MXL83434I-ADA-R*	32	Paired	±15V	±12kV	±4kV	SOIC-16	-40°C to +85°C
MXL83434E-AGA-R*	32	Paired	±15V	±12kV	±4kV	TSSOP-16	-40°C to +125°C
MXL83434I-AGA-R*	32	Paired	±15V	±12kV	±4kV	TSSOP-16	-40°C to +85°C

*Preliminary



Global Enable



Paired Enable



Corporate Headquarters:
5966 La Place Court
Suite 100
Carlsbad, CA 92008
Tel.: +1 (760) 692-0711
Fax: +1 (760) 444-8598
www.maxlinear.com

The content and information contained in this document is furnished for informational or general marketing purposes only, is subject to change without notice, and should not be construed as a commitment by MaxLinear, Inc. MaxLinear, Inc. assumes no responsibility or liability for any errors, inaccuracies, or incompleteness that may appear in the informational content contained in this guide.

Reproduction, in part or whole, without the prior written consent of MaxLinear, Inc. is prohibited. MaxLinear, the MaxLinear logo, any other MaxLinear Trademarks (including but not limited to MxL, Full-Spectrum Capture, FSC, AirPHY, Puma, AnyWAN, VectorBoost, MXLWARE, and Panther), and the MaxLinear Logo on the products sold are all property of MaxLinear, Inc. or one or more of MaxLinear's subsidiaries in the U.S.A. and other countries. All rights reserved. Other company trademarks and product names appearing herein are the property of their respective owners.

© 2023 MaxLinear, Inc. All rights reserved.