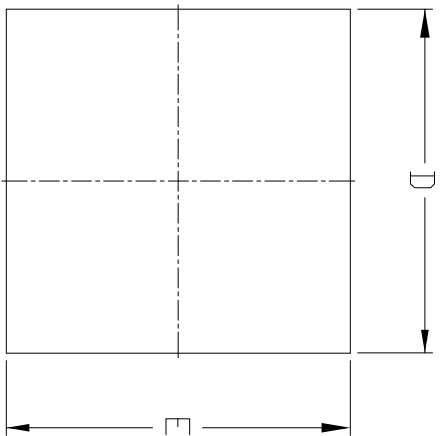
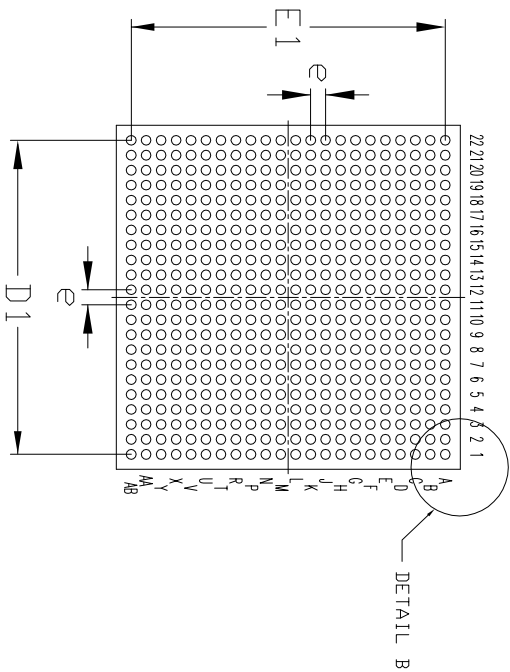


REVISION HISTORY

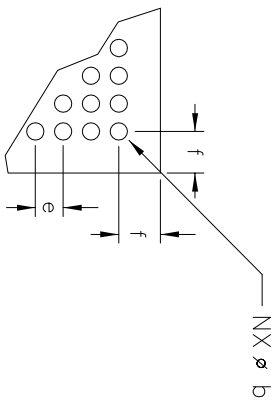
REV.	DISCRIPTION	DATE	APP'D
A	DRAWING ORIGINATION	08/17/09	PC



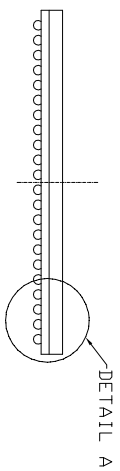
TOP VIEW



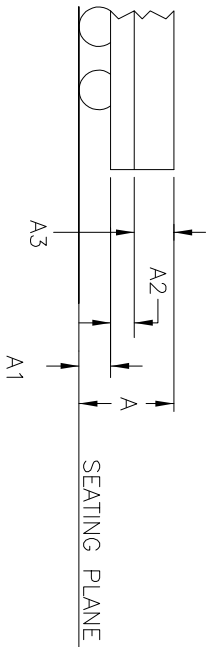
BOTTOM VIEW



DETAIL B



SIDE VIEW



DETAIL A

SYMBOLS	DIMENSIONS IN MM (Control Unit)			DIMENSIONS IN INCH (Reference Unit)		
	MIN	NOM	MAX	MIN	NOM	MAX
A	1.80	1.94	2.08	0.071	0.055	0.063
A1	0.47	0.52	0.57	0.019	0.020	0.022
A2	0.48	0.52	0.56	0.019	0.020	0.022
A3	0.85	0.90	0.95	0.033	0.035	0.037
D	22.80	23.00	23.20	0.898	0.906	0.913
D1	21.00 BSC			0.827 BSC		
E	22.80	23.00	23.20	0.898	0.906	0.913
E1	21.00 BSC			0.827 BSC		
b	0.60	0.65	0.70	0.024	0.026	0.028
e	1.00 BSC			0.039 BSC		
f	0.90	1.00	1.10	0.035	0.039	0.043
M	22			22		
N	484			484		

NOTES: "M" REPRESENTS THE SOLDER BALL MATRIX SIZE.



EXAR CORPORATION

By: PC	Date: 08/17/09	Revision: A	Sheet: 1 OF 1
--------	----------------	-------------	---------------

Packaging Approval:

Drawing No: 484-BALL 23X23mm L-fp8GA

484-BALL 23X23mm L-fp8GA PACKAGE OUTLINE